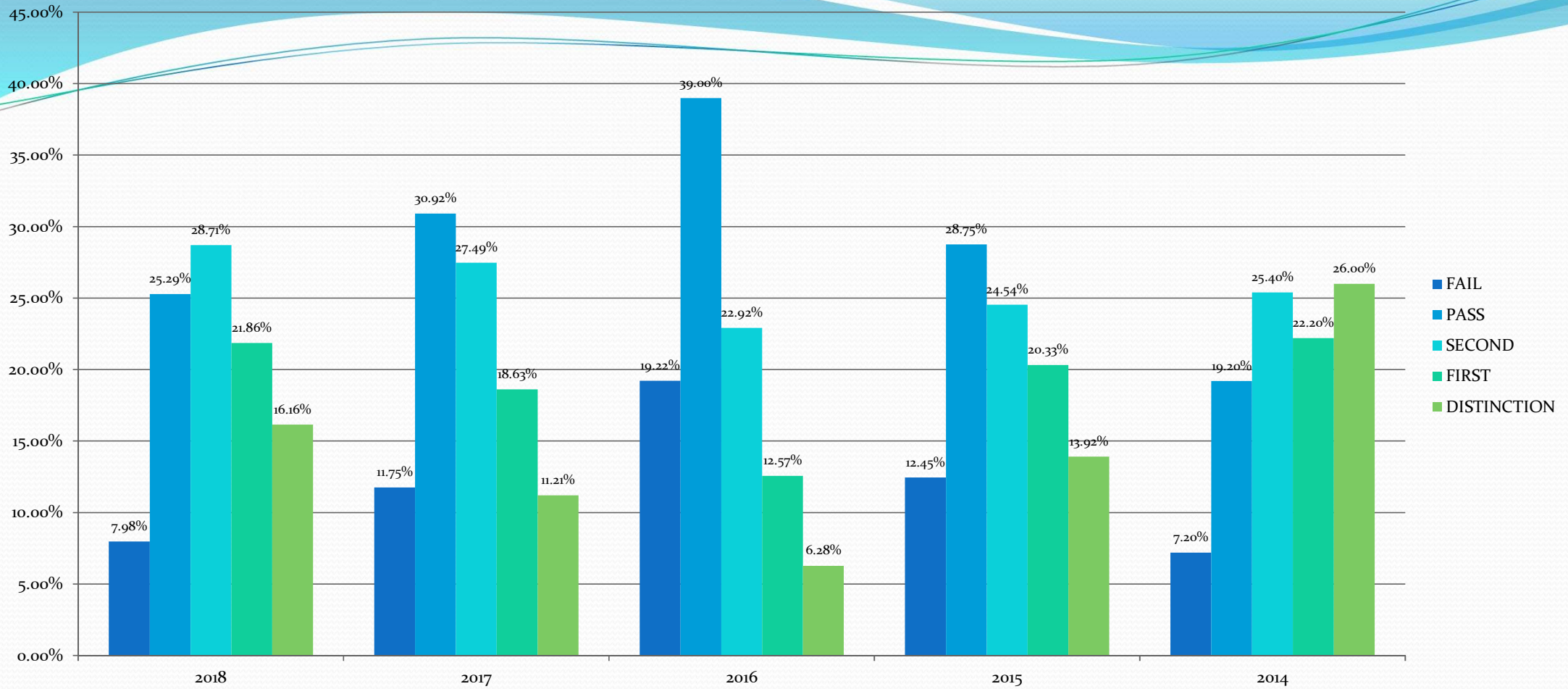


# First Year B.Com Result Analysis of Economics Semester-1 For the year 2014-15 to 2018-19

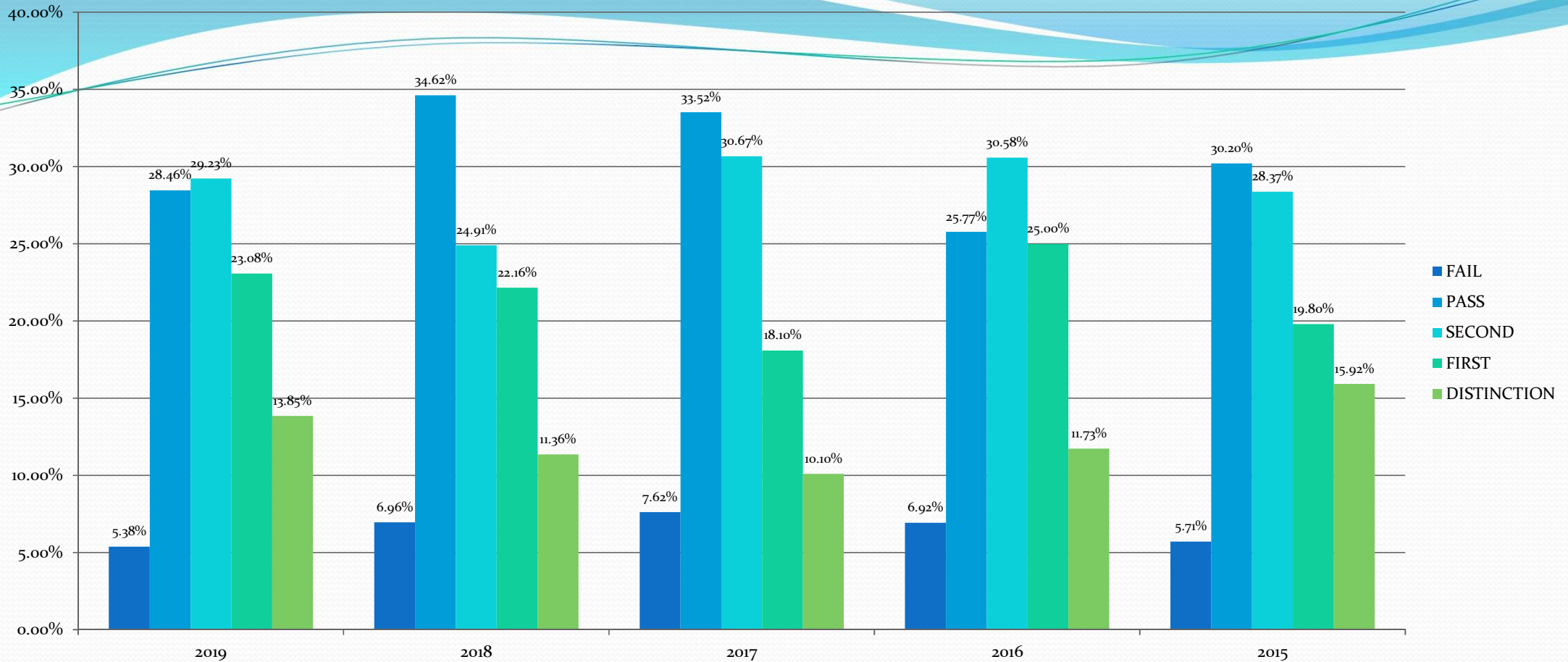
Academic Year	2018	2017	2016	2015	2014
FAIL	7.98%	11.75%	19.22%	12.45%	7.20%
PASS	25.29%	30.92%	39.00%	28.75%	19.20%
SECOND	28.71%	27.49%	22.92%	24.54%	25.40%
FIRST	21.86%	18.63%	12.57%	20.33%	22.20%
DISTINCTION	16.16%	11.21%	6.28%	13.92%	26.00%



**First Year B.Com Result Analysis of Economics**  
**Semester-1**  
**For the year 2014-15 to 2018-19**

# First Year B.Com Result Analysis of Economics Semester-2 For the year 2014-15 to 2018-19

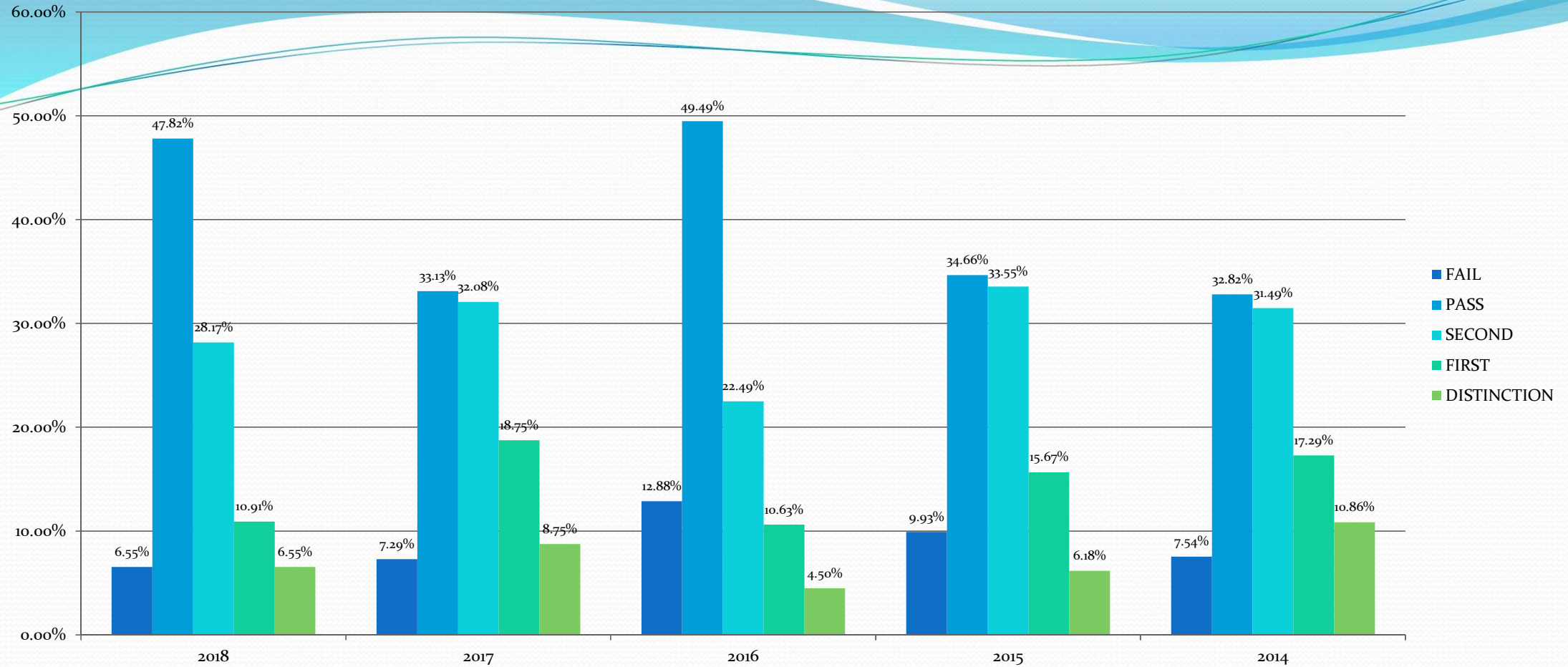
Academic Year	2019	2018	2017	2016	2015
FAIL	5.38%	6.96%	7.62%	6.92%	5.71%
PASS	28.46%	34.62%	33.52%	25.77%	30.20%
SECOND	29.23%	24.91%	30.67%	30.58%	28.37%
FIRST	23.08%	22.16%	18.10%	25.00%	19.80%
DISTINCTION	13.85%	11.36%	10.10%	11.73%	15.92%



**First Year B.Com Result Analysis of Economics**  
**Semester-2**  
**For the year 2014-15 to 2018-19**

# First Year B.Com Result Analysis of Economics Semester-3 For the year 2014-15 to 2018-19

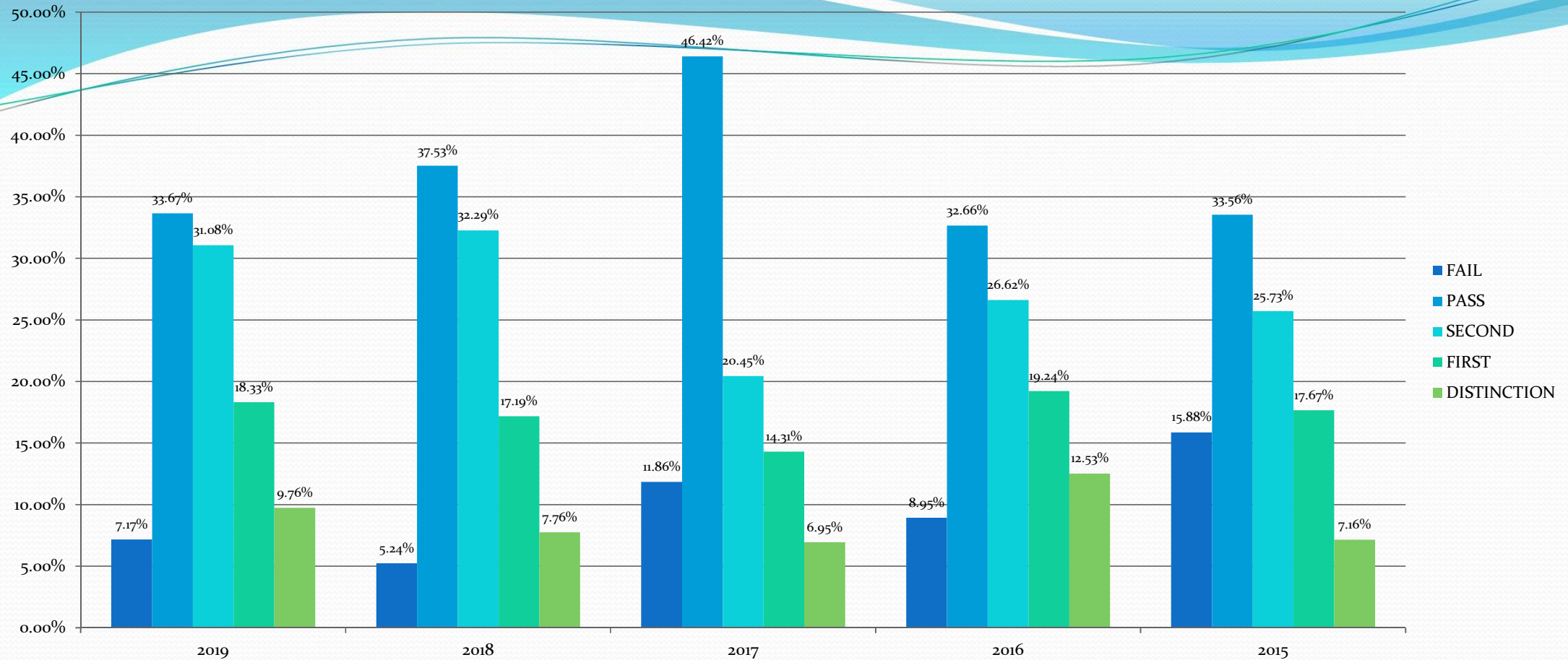
Academic Year	2018	2017	2016	2015	2014
FAIL	6.55%	7.29%	12.88%	9.93%	7.54%
PASS	47.82%	33.13%	49.49%	34.66%	32.82%
SECOND	28.17%	32.08%	22.49%	33.55%	31.49%
FIRST	10.91%	18.75%	10.63%	15.67%	17.29%
DISTINCTION	6.55%	8.75%	4.50%	6.18%	10.86%



**First Year B.Com Result Analysis of Economics**  
**Semester-3**  
**For the year 2014-15 to 2018-19**

# First Year B.Com Result Analysis of Economics Semester-4 For the year 2014-15 to 2018-19

Academic Year	2019	2018	2017	2016	2015
FAIL	7.17%	5.24%	11.86%	8.95%	15.88%
PASS	33.67%	37.53%	46.42%	32.66%	33.56%
SECOND	31.08%	32.29%	20.45%	26.62%	25.73%
FIRST	18.33%	17.19%	14.31%	19.24%	17.67%
DISTINCTION	9.76%	7.76%	6.95%	12.53%	7.16%

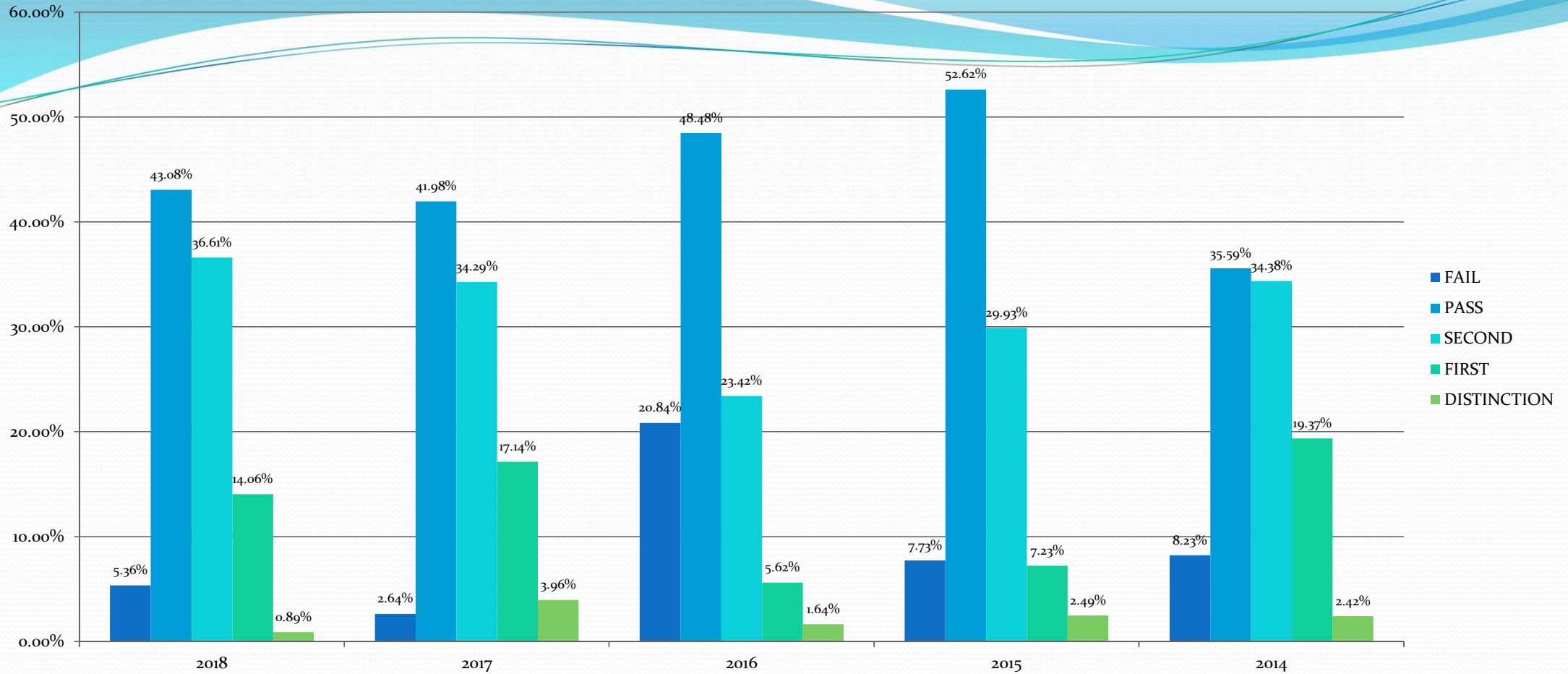


**First Year B.Com Result Analysis of Economics**  
**Semester-4**  
**For the year 2014-15 to 2018-19**



# First Year B.Com Result Analysis of Economics Semester-5 For the year 2014-15 to 2018-19

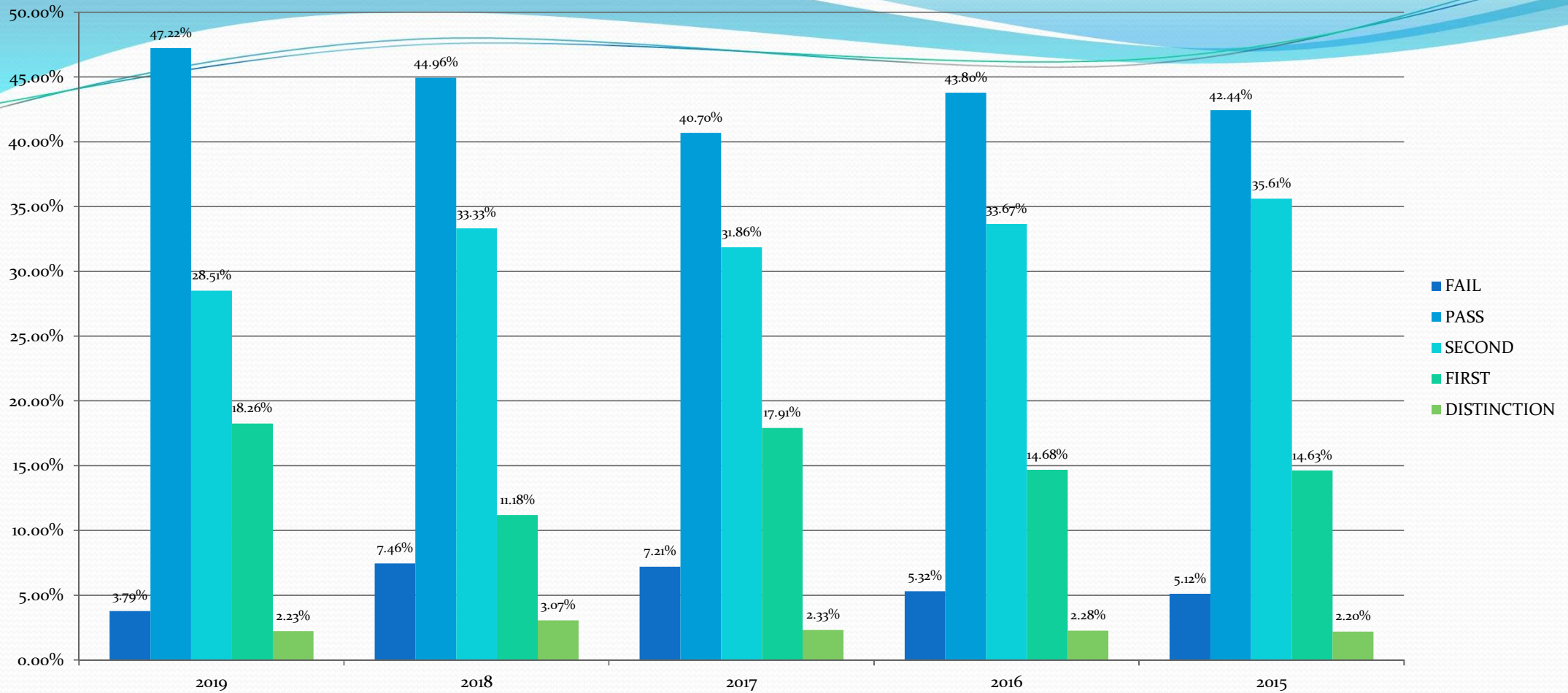
Academic Year	2018	2017	2016	2015	2014
FAIL	5.36%	2.64%	20.84%	7.73%	8.23%
PASS	43.08%	41.98%	48.48%	52.62%	35.59%
SECOND	36.61%	34.29%	23.42%	29.93%	34.38%
FIRST	14.06%	17.14%	5.62%	7.23%	19.37%
DISTINCTION	0.89%	3.96%	1.64%	2.49%	2.42%



**First Year B.Com Result Analysis of Economics**  
**Semester-5**  
**For the year 2014-15 to 2018-19**

# First Year B.Com Result Analysis of Economics Semester-6 For the year 2014-15 to 2018-19

Academic Year	2019	2018	2017	2016	2015
FAIL	3.79%	7.46%	7.21%	5.32%	5.12%
PASS	47.22%	44.96%	40.70%	43.80%	42.44%
SECOND	28.51%	33.33%	31.86%	33.67%	35.61%
FIRST	18.26%	11.18%	17.91%	14.68%	14.63%
DISTINCTION	2.23%	3.07%	2.33%	2.28%	2.20%



**First Year B.Com Result Analysis of Economics**  
**Semester-6**  
**For the year 2014-15 to 2018-19**